

vtech®

User's Manual

# Sing & Count Fish™



© 2010 VTech  
Printed in China  
91-002438-005-000

Dear Parent,

Ever notice the look on your baby's face when they learn something new through their own discovery? These self-accomplished moments are a parent's greatest reward. To help fulfill them, **VTech®** created the **Infant Learning®** series of toys.

These unique interactive learning toys directly respond to what children do naturally – play! Using innovative technology, these toys react to baby's interactions, making each play experience fun and unique as they learn age-appropriate concepts like first words, numbers, shapes, colors and music. More importantly, **VTech®'s Infant Learning®** toys develop baby's mental and physical abilities by inspiring, engaging and teaching.

At **VTech®**, we know that a child has the ability to do great things. That's why all of our electronic learning products are uniquely designed to develop a child's mind and allow them to learn to the best of their ability. We thank you for trusting **VTech®** with the important job of helping your child learn and grow!

Sincerely,

Your friends at **VTech®**

To learn more about the **Infant Learning®** series and other **VTech®** toys, visit [www.vtechkids.com](http://www.vtechkids.com)

# INTRODUCTION

Thank you for purchasing the **VTech® Sing & Count Fish™!**

The **VTech® Sing & Count Fish™** is a fun bath toy with interactive features for water-play fun! Introduces first numbers through fun phrases and playful sing-along songs. Toddlers will hear happy tunes when the water pours out from the fish's mouth. Having a bath has never been so much fun!

ON/OFF  
BUTTON

vtech  
Sing & Count Fish™

LIGHT-UP FIN

123 BUTTON

WATER SPOUT  
& SENSOR

Introduction

3

# INCLUDED IN THIS PACKAGE

- One VTech® Sing & Count Fish™
- One user's manual
- Two plastic fins

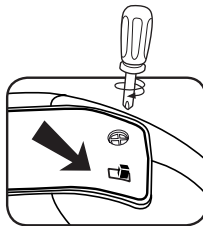
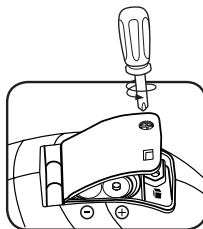
**WARNING:** All packing materials, such as tape, plastic sheets, wire ties and tags are not part of this toy, and should be discarded for your child's safety.

**NOTE:** Please keep this instruction manual as it contains important information.

## GETTING STARTED

### BATTERY INSTALLATION

1. Make sure the unit is turned **OFF** and the battery cover, battery box and unit are all dry.
2. Locate the battery cover on the bottom of the unit. Use a screwdriver to loosen the screw.
3. Install 2 new 'AAA' (AM-4/LR03) batteries following the diagram inside the battery box. (The use of new alkaline batteries is recommended for maximum performance.)
4. Replace the battery cover and tighten the screw to secure and lock the fastener.
5. When closing the battery cover, ensure that the screw is tightened securely to avoid water leakage.



## BATTERY NOTICE

- The use of new alkaline batteries is recommended for maximum performance.
- Non-rechargeable batteries are not to be recharged.
- Rechargeable batteries are to be removed from the toy before being charged (if removable).
- Rechargeable batteries are only to be charged under adult supervision (if removable).
- Do not mix old and new batteries.
- Do not mix batteries of different types: alkaline, standard (carbon-zinc) or rechargeable (nickel-cadmium).
- Only batteries of the same or equivalent type as recommended are to be used.
- Batteries are to be inserted with the correct polarity.
- Exhausted batteries are to be removed from the toy.
- The supply terminals are not to be short-circuited.
- The toy is not to be connected to more than the recommended number of power supplies.
- Do not dispose of batteries in fire.

**WE DO NOT RECOMMEND THE USE OF RECHARGEABLE BATTERIES.**

## ASSEMBLY INSTRUCTIONS


With the **VTech® Sing & Count Fish™**, safety comes first. To ensure your child's safety, adult assembly is required.


1. Insert the plastic fins, with the concave pointing down, into the slot where the paper fins were removed. You will hear a click sound when the fins are inserted securely into the fish.



# PRODUCT FEATURES

## 1. ON/OFF BUTTON

To turn the unit **ON** or **OFF**, press the **ON/OFF BUTTON** (  ).



## 2. AUTOMATIC SHUT-OFF

To preserve battery life, the **VTech® Sing & Count Fish™** will automatically power-down after approximately 30 seconds without input. The unit can be turned on again by pressing the on/off button.


**Please note:** When the speaker fills up with water, the volume of the product may decrease. Remove the product from the water and drain the water away from the speaker. Return the product to the water and continue playing.



## WARNING:

- **Batteries must be changed by an adult.**
- **Only use this product in water between 10 and 45 degrees Celsius, 50 and 104 degrees Fahrenheit.**
- **This product cannot be used in salt water.**
- **Do not leave this product submerged in water for a long period of time.**
- **This unit should only be operated in water when fully assembled in accordance with the instructions.**
- **To prevent drowning, never leave a child unattended in the bath.**
- **Use a thermometer to check the temperature of the water before sitting a child in the bath. Toddlers have very sensitive skin and can burn easily if the water is too hot.**
- **When finished playing, remove the fish from the water and pour out any remaining water through the spout in the mouth.**


Rinse the unit with clean water and wipe with a dry cloth. Suspend the unit in an upright position to dry.

## ACTIVITIES

1. Press the **on/off button** to turn the unit **on** (  ). You will hear a fun sing-along song. The light will flash with the sound.
2. Press the **123 button** to hear fun phrases and music. The light will flash with the sound.
3. Take the fish out of the water, then pour the water through spout in the mouth to hear bubble sounds, giggling and fun short tunes. The light will flash with the sound.
4. Take the fish out of the water to hear a playful phrase, then shake the fish to hear cheerful melodies. When the melody is playing, shake the fish to hear bubble sounds play over the melody. The light will flash with the sound.



5. Put the fish in the water to hear fun bubble and giggle sounds. The light will flash with the sound.



6. If there is no input to the unit after approximately 10 seconds, you will hear a fun sung song. After another 10 seconds if there is still no input, you will hear an upbeat melody. After another 10 seconds if there is still no input, you will a short tune, then the unit will automatically power-down.

## MELODY LIST

1. Row, Row, Row Your Boat
2. Sailing, Sailing
3. My Bonnie Lies Over the Ocean
4. Fur Elise
5. Air on a G String

## SING-ALONG SONG LYRICS

SONG 1 (to the tune of “Hickory Dickory Dock”)

Can you swim all around like me?

Let’s splash around, swim up and down,

Come and have fun in the sea!

SONG 2 (to the tune of “Ten Little Indians”)

1 little, 2 little, 3 little fishes,

4 little, 5 little, 6 little fishes,

7 little, 8 little, 9 little fishes,

10 little fishes at sea!







## CARE & MAINTENANCE

1. Keep the unit clean by wiping it with a slightly damp cloth.
2. Keep the unit out of direct sunlight and away from any direct heat source.
3. Make sure to empty the water out of all the elements of the unit and rinse thoroughly before drying so no sediment or cleaning products are left on the unit.
4. Make sure to dry all the elements of the unit before storing.
5. Remove the batteries when the unit is not in use for an extended period of time.
6. Do not drop the unit on hard surfaces.

## TROUBLESHOOTING

If for some reason the program/activity stops working, please follow these steps:

- 
1. Please turn the unit **OFF**.
  2. Interrupt the power supply by removing the batteries.
  3. Let the unit stand for a few minutes, then replace the batteries.
  4. Turn the unit **ON**. The unit should now be ready to play again.
  5. If the product still does not work, replace with a new set of batteries.
- 

If the problem persists, please call our Consumer Services Department at 1-800-521-2010 in the U.S. or 1-877-352-8697 in Canada, and a service representative will be happy to help you.

For information on this product's warranty, please call **VTech®** at 1-800-521-2010 in the U.S. or 1-877-352-8697 in Canada.



**IMPORTANT NOTE:**



Creating and developing **Infant Learning** products is accompanied by a responsibility that we at **VTech®** take very seriously. **We** make every effort to ensure the accuracy of the information, which forms the value of our products. However, errors sometimes can occur. It is important for you to know that we stand behind our products and encourage you to call our Consumer Services Department at 1-800-521-2010 in the U.S. or 1-877-352-8697 in Canada, with any problems and/or suggestions that you might have. A service representative will be happy to help you.



**Note:**

This equipment has been tested and found to comply with the limits for a Class B digital device, pursuant to Part 15 of the FCC Rules. These limits are designed to provide reasonable protection against harmful interference in a residential installation. This equipment generates, uses and can radiate radio frequency energy and, if not installed and used in accordance with the instructions, may cause harmful interference to radio communications. However, there is no guarantee that interference will not occur in a particular installation. If this equipment does cause harmful interference to radio or television reception, which can be determined by turning the equipment off and on, the user is encouraged to try to correct the interference by one or more of the following measures:

- Reorient or relocate the receiving antenna
- Increase the separation between the equipment and receiver
- Connect the equipment into an outlet on a circuit different from that to which the receiver is connected
- Consult the dealer or an experienced radio/TV technician for help



THIS DEVICE COMPLIES WITH PART 15 OF THE FCC RULES. OPERATION IS SUBJECT TO THE FOLLOWING TWO CONDITIONS: (1) THIS DEVICE MAY NOT CAUSE HARMFUL INTERFERENCE, AND (2) THIS DEVICE MUST ACCEPT ANY INTERFERENCE RECEIVED, INCLUDING INTERFERENCE THAT MAY CAUSE UNDESIRE OPERATION.

THIS CLASS B DIGITAL APPARATUS COMPLIES WITH CANADIAN ICES-003.

CET APPAREIL NUMÉRIQUE DE LA CLASSE B EST CONFORME À LA NORME NMB-003 DU CANADA.

Caution: Changes or modifications not expressly approved by the party responsible for compliance could void the user's authority to operate the equipment.



CLASS 1  
LED PRODUCT



Other Info



11